



will use the data from 1/6 of the State's school districts annually to monitor the requirements of this indicator. All school districts will be monitored on this indicator within the six-year period. NYS will require documentation that all self-reported noncompliance is corrected within one year of notification of noncompliance.

x 14 Percent of youth who are no longer in secondary school, had IEPs in effect at the time they left school, and were:

- A. Enrolled in higher education within one year of leaving high school.
- B. Enrolled in higher education or competitively employed within one year of leaving high school.
- C. Enrolled in higher education or in some other postsecondary education or training program; or competitively employed or in some other employment within one year of leaving high school.

NYS has distributed all school districts among six statewide representative samples. These six groups of school districts were tested with ANOVA and there was no statistical difference among the six groups of school districts on the population variables listed in the table below. These population variables were from the 2000 decennial census.

C O P U L A T I O N V A R I A B L E S		
h		
population	female poverty head of household	n households in POV
n children in families	n unempl over 16	n house classif in POV
n children w/single parent	n in workforce	n households w/ no plumbing
n children 5~17 in poverty	n unempl 1999	n total Households
n 5~17	persons not in POV	n one room Households
n 5~17 relevant for school	n classif in POV	n occupied Households
n less than 5	n children in 1 parent family	n over 25 not graduate of HS
female head of household	n children in families	n total over 25

NYC is the only local educational agency (LEA) in the State with a total enrollment of 50,000 or more students, so it will be represented in each of the six samples.



For Indicators 8 and 13, all school districts will have a choice of reporting data on all eligible students or submitting data on a randomly selected sample of students. For Indicators 7, 11, 12 and 14 no districts except for NYC will be permitted to sample

students who meet the criteria for the indicator. When permitted to sample, the minimum number of students required for the indicators can be obtained by using the sampling calculator provided by the State and the guidelines provided below. The vast majority of school districts will need to submit data on all eligible students on most indicators. For some large school districts if it will be less burdensome to report on a sample of students, the methodology described below (totally random sampling) is likely to produce a sample that is representative of the school district in terms of all variables, since every eligible student has the same chance as another student to be selected for the sample.


The State Education Department (SED) will require that LEAs maintain documentation as described below if they choose to report data on a sample of students. The totally random sampling methodology and required documentation should eliminate selection bias. School districts will be required to over-sample as described below for indicator 8 where poor response rate is a known issue. Also, school districts will be encouraged to provide surveys for indicator 8 in a variety of ways to improve the response rate.

SED will attempt to prevent missing data by first describing precisely what the State needs to collect, providing technical assistance and then following up with school districts to request missing data. The completeness of data collection will improve after the first year and will continue to improve as long as requirements remain unchanged.

All issues of confidentiality will be handled in accordance with the rules and procedures in FERPA. SED will also guard against divulging personally identifiable information by not reporting results when there are less than five students for whom data are available or when those results can be easily calculated based on other data provided.







The table below demonstrates a schedule for data collection from the six sample groups of school districts on the six federal indicators listed above. Please note:

- x For Indicator 7 , entry assessment data must be collected on all preschool children who are evaluated for preschool special education programs/or services annually by all school districts. Sample group 6 reports only entry data in 2005-06 but will not report exit data (i.e., entry to exit progress) until 2010-11. Exit evaluation data must be collected and reported to the State by the sample of school districts as described below.

- x For Indicator 14 (related to post school outcomes), requires school districts to collect contact information on students who will be leaving high school in “Year 1” and collect data on their post-school outcomes in “Year 2”. In order for all school districts to have post-school outcomes data by the 2010-11 school year, all sample groups will need to provide data on two indicators in one of the six years. All school districts will need to do Indicators 7-exit and 14 (Year 2) in the same year.

Samp491 EMC /TD

School Year	Schedule for Reporting Data on Some Federal Indicators ¹⁸					
	Sample 1*	Sample 2*	Sample 3*	Sample 4*	Sample 5*	Sample 6*
2005-06	8	11	12	13		
