

# The Civic Capstone Project in the NYSED Civic Readiness Initiative CDCSS

November 7, 2020



# Presenters

Christine Radez, Associate Social Studies, Office of Curriculum and Instruction-NYSED-Lead Facilitator, NYSED Civic Readiness Task Force-NYSED Director of the Essential Elements Schools to Watch Recognition Program

# Workshop

- Describe the elements of the NYSED Civic Readiness Initiative
- Describe the elements of the Capstone Project
- Provide an opportunity to walk-through the steps of designing a Capstone Project
- Identify next steps for a Capstone Project in your school



ESSA Plan	Connection to Civic Readiness





Demonstrate a fundamental and functional knowledge of government, law, history, geography, culture, economics, and current events. These may include inequities within our democratic system at the federal, state and local level. Students should know how to apply this knowledge to different circumstances and settings.



Demonstrate the mindset of a participant in a democratic society. A civic mindset is a commitment to democratic interpersonal and intrapersonal values, virtues, attitudes, and beliefs and informed actions that promote and facilitate meaningful participation in civic life. It is an understanding of self as part of and responsible to larger social groups.




Demonstrate a broad array of critical analytic, verbal, communication, media literacy and other skills and participate in a wide variety of actions. Students should practice such actions both inside and outside of school on a regular basis.














Civic Knowledge	Pts.		



**In a Civic Readiness Capstone project, students will:**

”








**Civic Knowledge**

**Civic Skills**

**Civic Mindset**






Civic Knowledge	Civic Skills	Civic Mindset
	<p>For example, include data to describe the number of people affected by the issue, the age/gender/<del>social</del> economic status of the people affected by the issue, the geographic impact of the issue, the environmental impact of the issue, etc.</p>	



# iCivics

<https://www.icivics.org/educators>



# Sample Resource

## Government Watchdog Log Sheet for an Elected Official

Choose an elected official to watch, such as a mayor, governor, or city council member.  
Use this log sheet to keep track of what you learn.

Name of elected official:

Position:

Primary responsibility:

Years in office:

Party affiliation (if applicable):

Membership in professional organizations or caucuses (if applicable):

Committee assignments (if applicable):

Recent votes, initiatives, and positions taken on issues:

Do you agree?

What did you learn about this elected official that surprised you?

Would you consider this official to be effective? Why or why not?

# Sample Resource

## Preparing to Lobby on an Issue

Use this planning sheet to prepare for your lobbying campaign.

Identify the issue you want to address.

List the policymakers you plan to lobby.

Name	Telephone number	Office location

Write your talking points.

- Choose three or four.
- Support each point with relevant facts and arguments.
- Keep your talking points sheet brief, no more than one page.
- Title your talking points and include your contact information.

Prepare a talking script using the model below.

Hi, my name is \_\_\_\_\_ and I would like to talk to you about the issue of \_\_\_\_\_.

I'd like to briefly explain my position on this issue. (Use your talking points as a guide here.)

I would like you to (tell the policymaker what you want him or her to do).

Do you have any questions for me about this issue?

Can I count on your support? If not, what would it take for you to support me?

May I leave this sheet of talking points with you? It includes my contact information in case you would like to talk more about this issue later on.

Civic Knowledge	Civic Skills	Civic Mindset

Civic Knowledge	Civic Skills	Civic Mindset
	<p>For example, determine an appropriate course of action; deconstruct and construct plausible and persuasive arguments using evidence.</p>	

# League of Women Voters

Username or email Password LOG IN Register

**LWW** LEAGUE OF WOMEN VOTERS OF NEW YORK STATE Empowering Voters. Defending Democracy. JOIN DONATE

HOME ABOUT VOTING OUR WORK PROGRAMS LOCAL LEAGUES NEWS CONTACT

## Leagues Resources Civics Education

- ★ FIND A LOCAL LEAGUE
- ★ FIND YOUR ELECTED OFFICIAL
- ★ FIND YOUR BALLOT AT VOTE411

SEARCH

### JOIN THE CONVERSATION!

**NYSCSS** New York State Council for the Social Studies

The League and the New York State Council for the Social Studies (NYSCSS) are pleased to announce the publication of 7 lesson plans **Grade 12 Participation in Government** course. [The 7 lesson plans](#) are designed to provide teachers and students with information specific to New York State. Lessons can be customized to meet the needs of individual classrooms or student interests and are designed to be inquiry-based and non-partisan.

The goal of these lessons is to bring a high-quality, non-partisan civics education to New York State, a better understanding of the forces that can change the balance of power, and to develop improved student understanding of how to be an active citizen, knowing their rights and responsibilities.

The lessons are based on the Key to Curriculum Framework. The lesson plans could be integrated into existing units or combined for a unit of instruction on New York government. [Participation in Government](#) teachers have many-made resources which will engage high school students.

LWW League of Women Voters of New York State 4.1K likes Like Page Information Vote411.org



# Sample Resource

So

## Planning an Effective Meeting

Use this planning sheet

Define the objectives for the meeting.

Determine the time and place?

List the equipment you need for the meeting (such as chairs, tables, or a projector). Who will you get what you need?

On a separate piece of paper, sketch the meeting agenda.

Create an agenda for the meeting. (Attach a printed copy to this sheet.)

List at least five ground rules. Examples: Raise your hand and be recognized by the chair before speaking. Avoid making negative comments about other people.

After the meeting, answer these questions on a separate sheet of paper:

1. What aspects of conducting the meeting were challenging?
2. What aspects of conducting the meeting were challenging?
3. What would you do differently next time?

Civic Knowledge	Civic Skills	Civic Mindset
	<p>For example, determine an appropriate course of action, work to influence those in positions of power to strive for extensions of freedom, social justice, and human rights; develop an awareness of and/or engage in the political process.</p>	

Civic Knowledge	Civic Skills	Civic Mindset

# Sample Resource

## Posting Opinions on the Internet

The Internet allows anyone with opinions on an issue

There are several easy ways to get your views onto the World Wide Web for others to see. You can post a comment in response to a blog (short for Web log) that someone else has posted. You might also consider posting a video online, building a Web site around your issue, or starting your own blog.

### Why post opinions on the Internet?

More and more people today are looking for information about public issues online. The Internet provides a way to reach a large audience with your views.

### How can you most effectively post your opinions on the Internet?

The Internet can seem overwhelming. These tips and the task sheet that follows will help you find your online community and communicate effectively with it.

#### Tips for Blogging

- 1 Begin on established blogs.** Learn the ins and outs of blogging by seeing how the pros do it. Several Web sites (for example, [townhall.com](http://townhall.com), [uspoliticsguide.com](http://uspoliticsguide.com), and [politicsforumpoliticalworld.com](http://politicsforumpoliticalworld.com)) will connect you with well-established bloggers across the political spectrum.
- 2 Be informative.** Many bloggers post comments that are all opinion and no facts. It's like making a peanut butter and jelly sandwich but leaving the peanut butter out—there is not much substance. Knowing what you are talking about and including solid evidence to support your views will impress your fellow bloggers.

#### 3 Be respectful. Some bloggers feel free to "flame"

great way to let off steam or have a little fun, but it is far more likely to attract readers if you don't get out to offend them.

#### 4 Use good judgment. Recognize that anyone with

Internet access will be able to read your postings. That includes friends, strangers, parents, teachers, and current and prospective employers. Use good judgment about what you reveal. Otherwise, it may come back to haunt you.

#### Tips for Posting Videos Online

- 1 Begin on established video-sharing Web sites.** Visit some of the larger video-sharing Web sites to see how other people post videos to share their views on current issues. You will also find information on how to register and upload your own videos.
- 2 Entertain while you inform.** Information in video form is more likely to be watched if it is also entertaining. The most watched videos are creative, funny, or compelling in some way.
- 3 Take the time to do it right.** Don't rush to get your work online. If people see that you have invested time and effort in your video, they will be more likely to care about the message you are trying to convey.

Civic Knowledge	Civic Skills	Civic Mindset

# Next Steps

## Department/Program

- Ongoing conversation about the connection between our program goals and NYSED Civic Readiness/Capstone
- Strong emphasis on current events in 7-12 program; civil discourse/discussion
- New Framework/New Regents exams

## With 12<sup>th</sup> Grade NIF (PIG) Course:

- Integration of more project-based lessons
- Develop final portfolio project to replace final exam
- Obtain consensus on artifacts/assignments, grading projects, resources for students
- Developing for current circumstances; will revise after Covid-19 restrictions end

## For you?